

LEDinspect SLIM 250

Inspection lights



250 Lumen

Up to 250 lumens with 6000K white light



Multi-angle

Multi-angle adjustment with 180° ratcheting mechanism and integrated hanging hook for precise light placement




2 in 1 Torch Function

From broad work areas to detailed checks, this versatile two-in-one light adapts to every task



2 Year OSRAM Guarantee*

Systematic quality assurance measures underpin the premium workmanship and functionality of our products. Innovative technology and excellent quality really pay dividends for our customers



Light is versatile

Designed for precision in tight spaces, this ultra-slim lamp emits up to 250 lumens of bright 6000K white light, making it ideal for navigating narrow areas within the engine bay or workshop.

A secondary torch mode provides a focused 125-lumen beam for detailed inspection work. The versatile 180° ratcheting design, integrated hanging hook, and strong magnetic base ensure optimal hands-free positioning in any workspace.

Built for professionals, the LEDinspect SLIM 250 combines compact form with robust functionality.

OSRAM also provides a 2-year guarantee*

*For precise conditions please refer to: www.osram.com/am-guarantee



产品系列数据表

技术参数

	Product information	General Product Information	电参数	
产品描述	Application (Category and Product specific)	Order reference	标称功率	标称电压
INSPECTION LAMP	LED inspection lights	LEDIL418	3 W	3.7 V
	光度数据			Physical Attributes & Dimensions
产品描述	色温	光通量	LED 光色	产品重量
INSPECTION LAMP	6000 K	250 lm	白色	170.00 g
				LED 模块信息
产品描述	长度	宽度	高度	模块LED颗粒数
INSPECTION LAMP	39.0 mm	361.0 mm	33.0 mm	2
	颜色和材料	寿命	更多的产品数据	
产品描述	灯头颜色	Guarantee	Type of Battery	Number of included batteries
INSPECTION LAMP	Black / Orange	2 年	Rechargeable	1
	功能	认证与标准	物流数据	Environmental & Regulatory Information according Art. 33 of EU Regulation (EC) 1907/2006 (REACH)
产品描述	Technology	IK Class	单个电池的功率 (瓦时数) [MPRD]	Declaration No. in SCIP database
INSPECTION LAMP	LED	IK07	6.66	In work

产品系列数据表

下载数据

文件	
	User instruction Operating instructions LEDIL418 LEDinspect SLIM 250
	User instruction GPRS_Safety symbols instructions

法律建议

Application advice:

For more detailed application information and graphics please see product datasheet and the user instruction.* for precise conditions please refer to: www.osram.com/am-guarantee

应用建议

更多详细应用信息和图形,请参阅产品数据表。

免责声明

更改恕不另行通知。遗漏错误不承担任何责任。总是确保使用最新的信息。