

Flush mount WL VX100-FL



Flood Beam Pattern

For a wide and broad light distribution



Up to 45 m long beam

See and be seen with OSRAM



Robust and vibration resistant

Specially designed for demanding work environments and rough off-road terrain



IP & IK protection classes

Tested and validated in a DIN-certified environmental simulation laboratory regarding extreme external influences



Powerful LED working lights

Discover the versatility of the OSRAM LEDriving Flush Mount WL VX100-FL for powerful near-field and far-field illumination at the front, rear or side of your vehicle. The working light combines affordability with exceptional performance, quality and functionality. With a luminous flux of up to 600lm and a flood beam pattern with a wide and broad light distribution, the working light is ideal for illuminating near- and far-field areas, such as campsites, work areas or construction sites. Thanks to the lightweight rugged construction and sleek shape, the working light seamlessly integrates into the vehicle's design, offering enhanced visibility without compromising on style. With a light beam reaching up to 45 meters and a light color of 6500 Kelvin, it ensures clear visibility even in the darkest conditions. The working light is compatible with both 12V and 24V electrical systems, making them suitable for a wide range of vehicles including trucks, agricultural machinery, construction vehicles, caravans, quads and off-road vehicles¹⁾. Whether for demanding work environments, camping trips or off-road adventures, the LED Flush Mount offers versatile lighting solutions tailored to various driving scenarios.

Equipped with a shatterproof polycarbonate lens and aluminum die-cast housing, the LEDriving Flush Mount WL VX100-FL is robust and vibration resistant to withstand the harshest conditions. It has been tested and validated with

the highest IP-Protection Classes IP6K8 & IP6K9K in our DIN certified environmental simulation laboratory for extreme external influences regarding water, dust, impacts, heat, cold and permanent vibration. In addition, OSRAM provides a 2-year guarantee on the product²⁾.

1) Additional working lights without ECE approval for use as work lights are approved for use on any vehicle according to German Road Traffic Licensing Regulations (StVZO) §52 (7). However, they must not be used and switched on while driving. In addition, individual special regulations, and laws of countries outside Germany must be observed.

2) For precise conditions refer to: www.osram.com/am-guarantee

产品系列数据表

技术参数







产品描述	电参数		光度数据	寿命
	标称电压	标称功率	光通量	使用寿命 Tc
Flush Mount WL VX100-FL ¹⁾	12/24 V	6 W	600 lm	5000 hr

产品描述	Environmental & Regulatory Information Information according Art. 33 of EU Regulation (EC) 1907/2006 (REACH)			
	Candidate List Substance 1	CAS No. of substance 1	Safe Use Instruction	Declaration No. in SCIP database
Flush Mount WL VX100-FL ¹⁾	Lead	7439-92-1	The identification of the Candidate List substance is sufficient to allow safe use of the article.	4acb54dc-6a03-469f-8ee2-f3719dc0d1db

¹⁾ Beam Pattern: Flood

产品系列数据表

下载数据

文件	
	User instruction LEDriving Flush Mount WL VX100-FL LEDFLUSH101-FL
	User instruction GPRS_Safety symbols instructions
	Movie application LEDriving D and W Image Video Bringing light to life (EN)
	Movie application LEDriving Driving and Working Lights Reference Video (EN)
	Movie application OSRAM LEDdriving and working lights Imagefilm (EN)
	Movie application OSRAM Quality Testing LEDriving working and driving lights (EN)

安全建议

For detailed application information, please refer to the product data sheet and the user instruction

法律建议

2) For precise conditions please refer to: www.osram.com/am-guarantee

应用建议

更多详细应用信息和图形,请参阅产品数据表。

免责声明

更改恕不另行通知。遗漏错误不承担任何责任。总是确保使用最新的信息。